

KEP/KEK

FLEXIBLE CONNECTORS



Description:

Round or rectangular flexible connector for reduction of vibration in a ventilation system.



Intended use

KEP and KEK are designed for the connection of fans, heat recuperators or air-handling units with ventilation ducts. The use of flexible connectors eliminates the transfer of vibrations from mechanical devices onto the remaining part of the ventilation system.

Design

KEP and KEK are made of flexible tape terminated at both ends with a steel connection part. For KEP, these are rectangular collars with a width of 20, 30 and 40 mm. For KEK, round collars or female or male connection parts are used. The flange connections are initially secured with anti-corrosive paint (for re-painting after assembly). In standard execution, the connectors are made of Robust BS-25 tape and they are 150 mm long. Different tape is available upon request:

- Robust CR-25 L=110 mm (-25°C to +70°C)
- Robust AR-25 L=130 mm (-25°C to +70°C)
- Robust BR-25 L=150 mm (-25°C to +70°C)
- Robust GR-25 L=165 mm (-25°C to +70°C)
- Robust DR-25 L=240 mm (-25°C to +70°C)
- Silikona DS-25 L=240 mm (-40°C to +260°C)

Installation

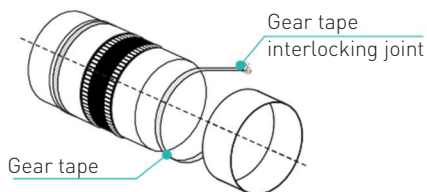


Figure 1. KEK round flexible connector with a female or male connection part.

Dimensions

Table 1. Technical data and dimensions of KEP and KEK connectors.

Type	Material	Fire behaviour class	Dimensions		
			B	C	L
CR-25	ROBUST polyester + PVC (-25°C to +70°C)	D-s2,d0 (flammable)	35	40	110
AR-25			35	60	130
BR-25			45	60	150
GR-25			45	75	165
DR-25	SILIKONA Glasfaster + silicone (-40°C to +260°C)	A2-s2,d0 (non-flammable)	70	100	240
BS-25 (standard)			45	60	150
DS-25			70	100	240




Figure 2. KEK round flexible connector with a flange connection.

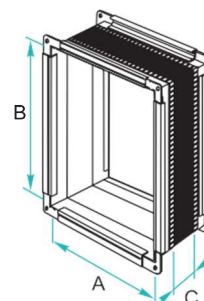


Figure 3. KEP rectangular flexible connector with a flange connection.



KEP/KEK – Flexible connectors

When ordering, please provide information in accordance with the following pattern:

KEP – <A> x – <T> – <C> (rectangular version)

KEK – ø<D> – <C> – <T> – <J1> – <J2> (round version)

Where:

A	collar inner clearance width in mm
B	collar inner clearance height in mm
D	nominal diameter in mm
T	tape type: CR-25, AR-25, BR-25, GR-25, DR-25 or BS-25 , DS-25*
C	flexible tape length in mm
J1	top connection type:
	PSK flange connection
	KTW flange connection made of angle profile (for diameters $355 \leq D \leq 1000$)**
	NPL male connection (for diameters $D \leq 315$ mm)
	MFA female connection (for diameters $D \leq 315$ mm)
J2	bottom connection type:
	PSK flange connection
	KTW flange connection made of angle profile (for diameters $355 \leq D \leq 1,000$)**
	NPL male connection (for diameters $D \leq 315$ mm)
	MFA female connection (for diameters $D \leq 315$ mm)

* optional sizes - if blank, default values will be used

** only for DR and DS tape

Example product labelling: **KEP – 400x400 – BS-25 – 60** (rectangular version)

KEK – ø200 – 60 – BS-25 – NPL – NPL (round version)